
















What will I know and do by the end of the unit?	What I will do:		Vocabulary I will know:			
<ul style="list-style-type: none"> • Make up own rhythms. • Play accurately and in time as part of the performance. • Play and recognise C, D, F • Understand that the rhythm is different to the pulse. Pulse is a steady beat like a ticking clock or your heartbeat. A rhythm is a pattern of sounds of different lengths. • Perform by singing the song in unison, adding actions and movement. • Year 2s use E as a note and create own rhythms. 	Listen	<ul style="list-style-type: none"> • Find the pulse while I listen to Round and Round. • I could be able to follow the pulse in all music listened to in the unit. • Recognise and name two or more instruments which are key to Latin music. 	keyboard		base guitar	
<p>Music I will listen to, respond to and recognise:</p> <p>Ricky Martin – Livin’ La Vida Loca </p> <p>Michael Buble – It had better be tonight </p> <p>Gramophonedzie – Why don’t you </p> <p>Santana – Oye Como Va </p>	Respond	<ul style="list-style-type: none"> • Move to the pulse of the music. • Share what I notice is the same in Latin music. • Clap back rhythms. 	Latin		percussion	
	Play	<ul style="list-style-type: none"> • Play accurately and in time the glockenspiel and recorder as part of a performance. • Use accurately notes D, F, C & D • I could use note E also 	trumpet		saxophone	
	Sing	<ul style="list-style-type: none"> • Sing Round and Round using actions to support. 	pulse		rhythm	
	Perform	<ul style="list-style-type: none"> • Perform as a group showing rhythm and accurate use of notes in my voice and use of instruments. • Say what went well in my own performance and what could be improved. 	pitch		improvise	
			compose		perform	